

# Phonics workshop

Wednesday 19<sup>th</sup> October

Miss Barcellona  
Mrs Caddell





## Aims of the session:

- ▶ To share what phonics programme we teach at The Sherwood.
- ▶ To explain the purpose of phonics.
- ▶ Phonics Screening Test.
- ▶ How to help your child at home.

# How Many times have you read today?



*Just think about how many times you have already read things today. It really is a vital skill.*

# Little Wandle Letters and Sounds Revised



At The Sherwood we have chosen 'Little Wandle Letters and Sounds Revised' as our systematic, synthetic phonics (SSP) programme to teach early reading and spelling.





“

**Phonics is:**

**making connections between the sounds  
of our spoken words and the letters that  
are used to write them down.**

”

# Blending to read words

- ▶ *Some children learn to blend really quickly, and others take a little longer.*
- ▶ *If your child is finding it difficult, ask your child's teacher for ways to help at home.*

Blending to read words



<https://www.littlewandlelettersandsounds.org.uk/resources/for-parents/>



# Phonics Terminology



**Phoneme**

**Grapheme**

**Digraph**

**Trigraph**


**Split vowel digraph**

**Blend**

**Segment**

Do you know what any of these words mean?

# Expectations



- ▶ *There are specific resources for the Little Wandle Programme which the children will be very familiar with. Each sound that we teach to begin with has either a mnemonic (like the astronaut that you can see here) or a phrase like boing-boing for 'oi'. This helps the children recognise and remember the graphemes.*
- ▶ *Every time we teach a new sound, we also read words during the phonics lesson that contain that new sound, so that the children practise what they have learned. We then go on to reading a sentence containing some of those words. We have displays in the classroom and on the tables to support the children throughout the day.*

# Reading and spelling



This is an example of what the children learn towards the end of Year 1. Children learn that there are graphemes that can have different sounds and sounds that can be made with different letters.



And all the different ways to write  
the phoneme sh:

shell

chef

special

caption

mansion

passion

# Tricky Words



**How we teach tricky words**

# Spelling



- Say the word.
- Segment the sounds.
- Count the sounds.
- Write them down.



# Reading



## The most important thing you can do is read with your child



**Reading a book and chatting had a positive impact a year later on children's ability to....**

- understand words and sentences
- use a wide range of vocabulary
- develop listening comprehension skills
- The amount of books children were exposed to by age 6 was a positive predictor of their reading ability two years later.



*Parental involvement in the development of children's reading skills: A five-year longitudinal study (2002) Senechal, M. and Lefvre, J*

# Reading



## Supporting your child with phonics



**Phase 2 sounds taught in  
Reception Autumn 1**



**Phase 2 sounds taught in  
Reception Autumn 2**







**Phase 3 sounds taught in  
Reception Spring 1**

# National Curriculum Assessments



- ▶ The Phonics Screening check is a UK government requirement for all Year 1 pupils which is held at the end of Year 1.
- ▶ The test assesses their level of phonics knowledge and ability to read unseen words which are based on sounds they already know.
- ▶ It is a short, simple assessment to make sure all pupils have learnt phonic decoding to an appropriate standard by the age of 6.

in	ot 
at	vap 
beg	osk 
sum	ect 





# The purpose

- ▶ The check gives us the chance to identify those children who need extra help with their phonics.
- ▶ Children can then receive the support to improve their reading skills.
- ▶ If your child does not pass; they are able to re-take the check at the end of Year 2.



# Example of a phonic screening check

- ▶ [https://www.youtube.com/watch?v=IPJ\\_ZEBh1Bk](https://www.youtube.com/watch?v=IPJ_ZEBh1Bk)
- ▶ [https://www.gov.uk/government/uploads/system/uploads/attachment\\_data/file/299972/phonics\\_screening\\_check\\_sample\\_materials\\_-\\_children\\_s\\_materials.pdf](https://www.gov.uk/government/uploads/system/uploads/attachment_data/file/299972/phonics_screening_check_sample_materials_-_children_s_materials.pdf)



A love of reading is the  
biggest indicator of future  
academic success!

# Questions

